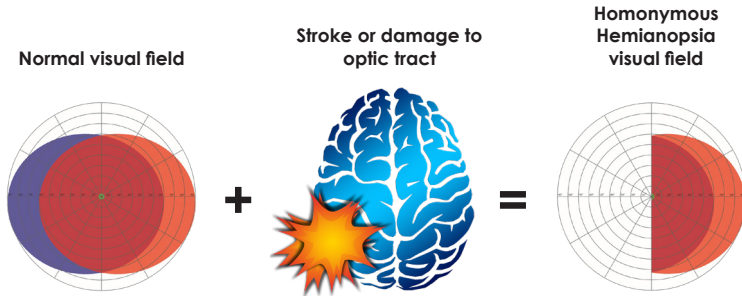


**Did you know that 1 million people in the United States have Homonymous Hemianopsia?**



**It can occur on the left or right side leaving a patient with impaired ability to navigate.**

## Optometry can help!

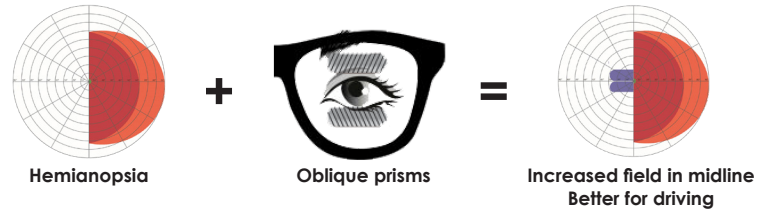
## How can Optometry Help?

Optometrists can help by fitting peripheral prisms! Peripheral prisms create a highly tolerable form of double vision in a patient's peripheral vision resulting in up to **30° of visual field expansion**. That additional field can boost a patient's ability to detect potential collisions.

**Horizontal** prisms for patients wanting increased mobility




**Oblique** prisms for patients wanting to drive



**The Peli Lens™ is easy to fit, easy to train, and inexpensive to try.**  
Call us to discuss offering the Peli Lens™ at your practice.

## Peli Lens™ Fitting Process



### Observe

- Observe patient's normal head posture and walking stance.

### Place Template

- Place the template on the eye with the temporal field defect.
- Place an occluder on the opposite eye.
- Position the red dot in the center of the template directly over the patient's pupil.
- Have the patient walk around again to ensure the template has not changed their gait. If it has, adjust the template placement accordingly.

### Place Prisms

- On the rear surface of the lens, firmly place the Peli press-on prisms, with pointed end towards temple, directly over the black portions of the template.
- Verify that there is 12mm of separation between the prisms.

### Record Final Fitting

- Remove the template, occluder and press any air bubbles out of the temporary prisms.
- Return the glasses to the patient for training.
- Record positioning of prisms for your records.

### Demonstration & Training

- While the patient is fixating on your nose reach your hand into the patient blind side and have patient grab at your hand as they defect it through the prism.
- Lead patient from uncluttered areas to progressively cluttered areas. Constantly ask patient to report his/her observations.
- Have them practice at home for 20 minutes per day.