

Fitovers



Fitovers are designed to be worn over your glasses. They are the most affordable and can be used over any pair of glasses, so there's no need to update them if your prescription changes. Some are concerned by their aesthetics and their portability.

Magnetic Clip-ons



Chadwick Optical's magnetic clip-on frames allow for a variety of design options and offers the best portability and aesthetics. For the best aesthetics, a tinted lens is fit over the top of the frame to hide the prisms. Some patients with limited dexterity may have difficulty attaching the clip-on, so ask your doctor for a demo to see if the magnetic clip-ons are right for you.

Frame with Single Vision Distance Rx



The best balance of portability, aesthetics, and investment, a standard frame with a single vision Rx gets the job done.

Go to chadwickoptical.com or visit your doctor for a current list of available fitovers and frames.

Peripheral Prisms are most helpful when you're walking or driving. But really, how much of the time are you walking or driving? Chances are, not too much. But when you are, you need something quick to give you awareness of your blind field.


With that in mind, we have many combinations of options to help fit both your lifestyle and your budget. **Go to chadwickoptical.com or visit your doctor for a current list of available fitovers and frames.**

	Portability	Ease of Use	Aesthetics	Investment
	Will it fit in your shirt pocket?	For patients with limited dexterity	How does it look?	How much does it cost?
Fitovers	☹️	😊	☹️	😊
Mag Clip w/ Prism in frame	😊	☹️	😊	☹️
Mag Clip w/ Prism in Clip-on	😊	☹️	😐	☹️
SV Distance Rx	😊	😊	😐	😐

The Peli Lens™ is a trademark of Chadwick Optical Inc.




Move with Confidence



Get The Most From Your Peripheral Prisms

It is very important that you look **between** the prisms to get the benefits of the expanded visual field. Looking directly **through** the prism will cause double vision. This is undesirable.



When first worn, peripheral prisms create a certain level of visual confusion. You try to distinguish what information is in your blind field, and what information is in your seeing field. The goal of training is to minimize this confusion.

**The Peli Lens™ should only be fit by or under the direction of a physician or other qualified ophthalmic professional*

Cleaning

Important: Do not remove prisms from spectacle lens for cleaning. For proper care of your temporary prisms, use the below procedure often. If the prisms become discolored or detached, see your eye care professional for replacement.

1. Rinse spectacle lenses under a gentle stream of warm running water. If contaminants remain after rinsing, use a brush to clean grooves.
2. Pat or blot dry with a soft, lint-free cloth.
3. Follow any special cleaning procedures as instructed by your eye care specialist.



Training with Reach and Touch

These exercises should be practiced frequently during the temporary prism trial period. Your goal before your follow-up appointment should be **six hours** of training, or about 20 minutes per day.

With a Buddy: While you fixate on the nose of your buddy, they move their hand into your blind field. You point to and touch their hand as you detect it through the prism.

DIY Method: You can do this training by yourself by reaching and touching objects as you detect them through the prisms.

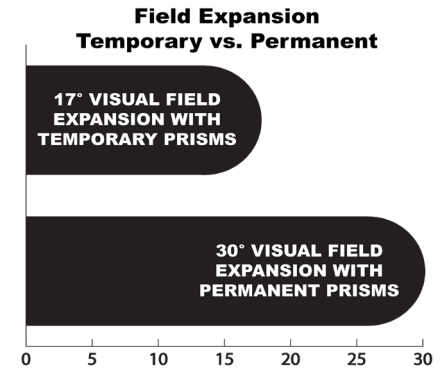


Training While Walking

Walk from uncluttered areas such as a hallway to progressively cluttered areas such as a living room filled with furniture as potential obstacles. Note your observations. When doing this exercise at home or in public places, you may want someone to assist you.



Permanent prisms offer **76% more field expansion** than temporary prisms!

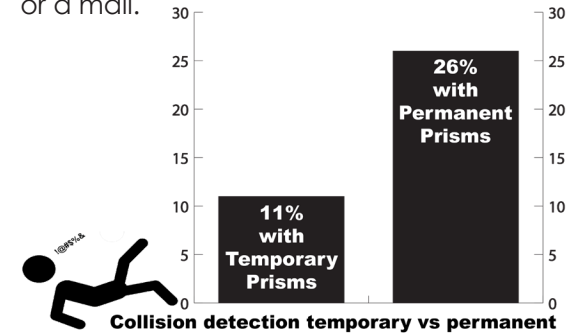


Oblique Option for Driving

If you drive or plan to drive, be sure to get the **oblique option**. The oblique prism configuration gives you more awareness of your midline. Ability to drive varies based on your state or country's laws.

Increased Collision Detection

Permanent Prisms offer more than double the potential collision detection over temporary prisms. Walk confidently through a grocery store or a mall.



Quality

Permanent Prisms are made from a top quality PMMA acrylic, giving better contrast, and more visual field. And they're glued into the lens using a resilient UV-cured adhesive. They simply won't peel off or fall out.